

## SERIES 62B

### Push-Pull, High Torque


#### FEATURES

- Multiple Switching Functions Available in One Compact Device
- Push and Pull Travel Options
- Pull Shaft Resists Accidental Actuation
- High Rotational Torque for Positive Detent Feel and Superior Tactile Feedback
- Long Life, High Reliability
- CMOS, HCMOS, and TTL Compatible

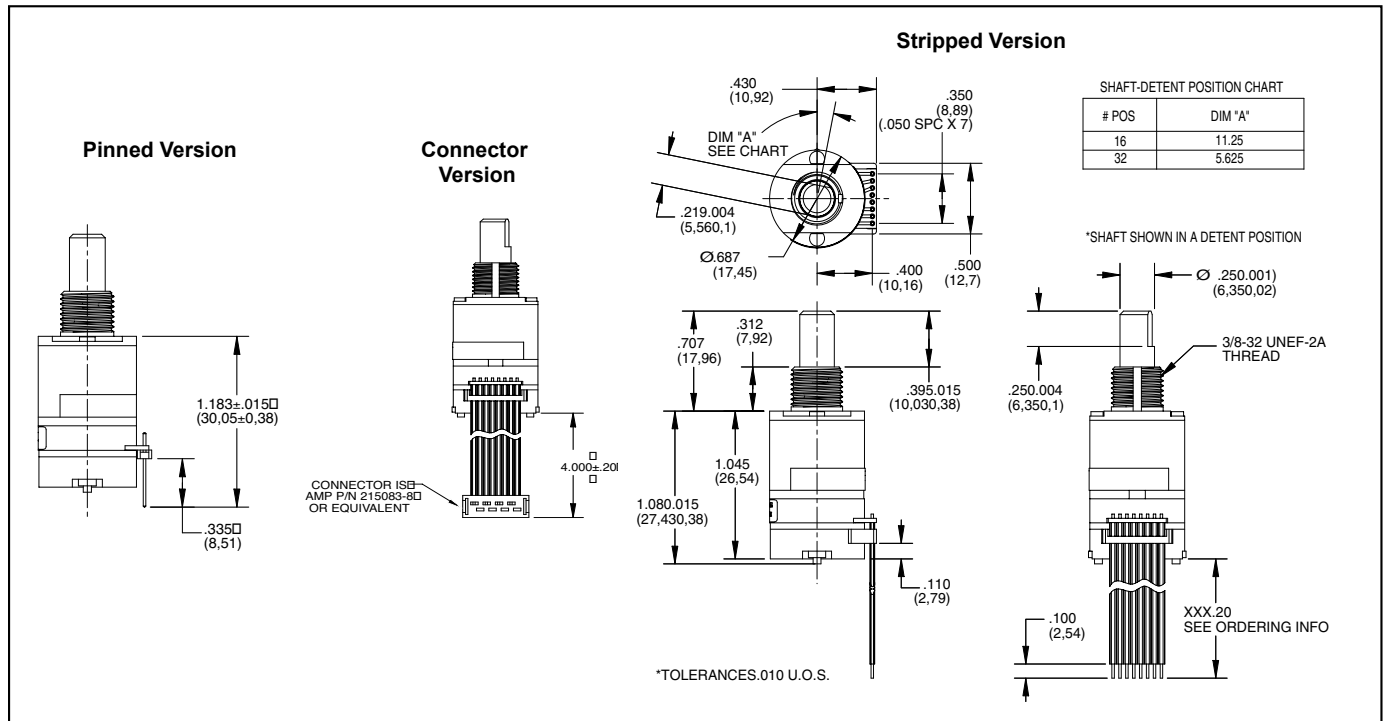
- Pin, Cable and Connector with Cable Termination Options
- Custom Modifications Available

#### APPLICATIONS

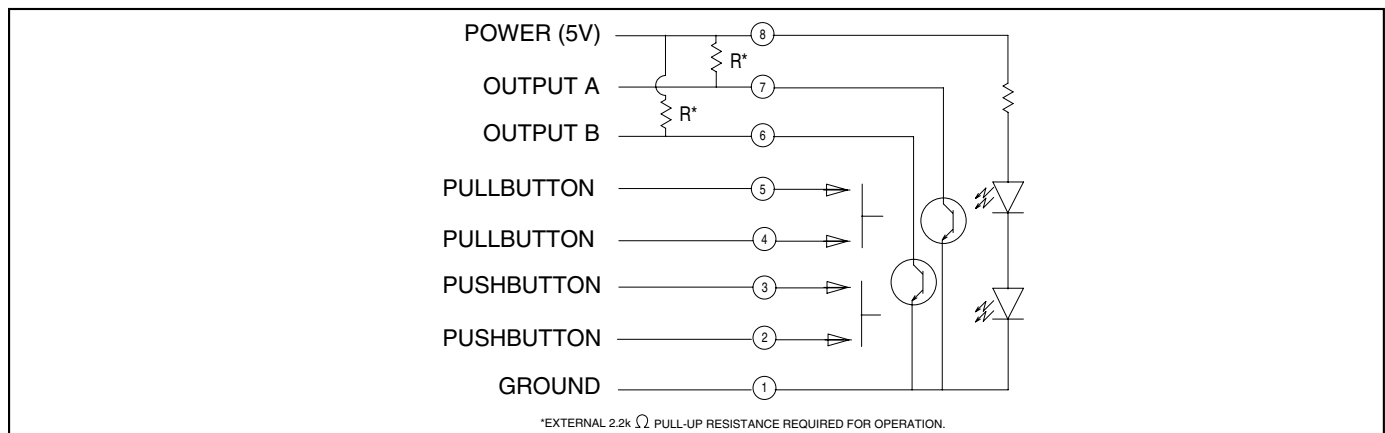
- Use for Menu Scrolling or Function Selection
- Avionics
- Industrial
- Medical



#### DIMENSIONS in inches (and millimeters)

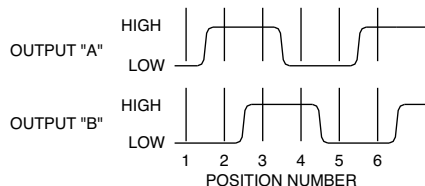


#### SWITCH SCHEMATIC, WAVEFORM, AND TRUTH TABLE





## WAVEFORM AND TRUTH TABLE Standard Quadrature 2-Bit Code



Clockwise Rotation		
Position	Output A	Output B
1		
2	•	
3	•	•
4		•

• Indicates logic high; blank indicates logic low.  
Code repeats every 4 positions.

## SPECIFICATIONS

### Environmental Specifications

**Operating Temperature Range:** -40°C to 85°C

**Storage Temperature Range:** -55°C to 100°C

**Humidity:** 96 hours at 90-95% humidity at 40°C

**Mechanical Vibration:** Harmonic motion with amplitude of 15 g, within a varied frequency of 10 to 2000 Hz

### Mechanical Shock:

Test 1: 100 g for 6 ms half-sine wave with a velocity change of 12.3 ft/sec

Test 2: 100 g for 6 ms sawtooth wave with a velocity change of 9.7 ft/sec

### Rotary Electrical and

### Mechanical Specifications

**Operating Voltage:** 5.00±.25 Vdc

**Supply Current:** 30 mA maximum at 5 Vdc

**Output:** Open collector phototransistor, external pull-up resistors are required

**Output Code:** Two-bit quadrature, channel A leads channel B by 90° electrically during clockwise rotation of the shaft

### Logic Output Characteristics:

Logic high signal shall be no less than 3.0 Vdc

Logic low signal shall be no greater than 1.0 Vdc

**Minimum Sink Current:** 2.0 mA

**Power Consumption:** 150 mW maximum

**Mechanical Life:** 1 million rotational cycles of operation. One cycle is a rotation through all positions and a full return

**Average Rotational Torque:** 16 position: 5.0 ± 1.5 in-oz, 32-position: 2.5 ± 1.5 in-oz. Torque shall be within 50% of initial value throughout life

**Mounting Torque:** 15 in-oz maximum

**Shaft Push-Out Force:** 45 lbs minimum

**Shaft Pull-Out Force:** 20 lbs minimum

**Terminal Strength:** 15 lbs minimum terminal pull-out force for cable or header termination

**Solderability:** 95% free of pin holes and voids

### Pull-Button/Push-Button Electrical and Mechanical Specifications

**Rating:** 10 mA at 5 Vdc

**Contact Resistance:** <10 ohms

**Life:** 3 million actuations minimum

**Contact Bounce:** <4 ms make, <10 ms break

**Actuation Force:** 1700±450 g for both push and pull-button

**Shaft Travel:** .030±.010 standard travel.

.050±.010 long travel

### Materials and Finishes

**Bushing:** Zinc Diecast, Cadmium Plated per QQP-416, Class II, Type II

**Shaft:** Aluminum

**Detent Cover:** Powered Metal per SS-316N1-25

**Through Bolts:** 305 Stainless Steel

**Through Bolts Nuts:** 305 Stainless Steel

**Shaft Travel Springs:** Carbon Steel, Oil Dip Finish

**Detent Ball:** Stainless Steel

**Detent Spring:** Tinned Music Wire

**Spacer/Push Dome Retainer:** Ryton R-4

**Push Actuator:** Zytel 70G33L

**Snap Dome:** Stainless Steel

**Printed Circuit Boards:** Nema Grade FR4, Double Clad with Copper, Plated with Gold over Nickel

**Infrared Light Emitting Diode Chips:** Gallium Aluminum Arsenide

**Silicon Phototransistor Chips:** Gold and

Aluminum Alloys

**Resistor:** Metal Oxide on Ceramic Substrate

**Solder Pins:** Brass, Plated with Tin

**Code Rotor:** Delrin 100

**Code Housing:** Hiloy-610

**Pull Dome Retainer:** Ryton R-4

**Pull Actuator:** Polyurethane, Isoplast 101 LGF40 Blk

**Cover:** Ryton R-4

**Cable:** Copper Standard with Topcoat in PVC Insulation (Cabled Versions Only)

**Connector:** PA4.6 with Tin over Nickel Plated Phosphor Bronze (Cable/Connector Versions)

**Label:** TT406 Thermal Transfer Cast Film

**Solder:** Sn/Ag/Cu, lead-free, no clean

**Lubricating Grease:** Nye Nyogel 774L

**Mounting Hex Nut:** Tin/Zinc Over 1/2 Hard Brass

**Lockwasher:** 8-18 Stainless Steel, Passivate Finish

**Pin Header:** Hi-Temp Glass Filled Thermoplastic UL94V-0, Phosphor Bronze (Pinned Versions Only)

## ORDERING INFORMATION



### Series

**Angle of Throw:** 22 = 22.5° For Code Change and 16 Detent Positions.

11 = 11.25° For Code Change and 32 Detent Positions.

**Push/Pull-Button Travel:** S = Standard Travel (.030" Both Directions). L = Long Travel (.050" Both Directions)

**Push/Pull Option:** P = Pull-Button Only. PP = Push and Pull-Button

**Termination:** C = .050" Pitch Ribbon Cable with Connector

S = .050" Pitch Ribbon Cable with Stripped End

P = .050" Pitch Pin Header

**Cable Termination:** 040 = 4.0in. Cable is terminated with Amp Connector P/N 215083-6.

See Amp Mateability Guide for mating connector details.

\*Eliminate cable length if ordering pins (Ex: 62B22-SP-P)