


SERIES 78B Right Angle Option

FEATURES

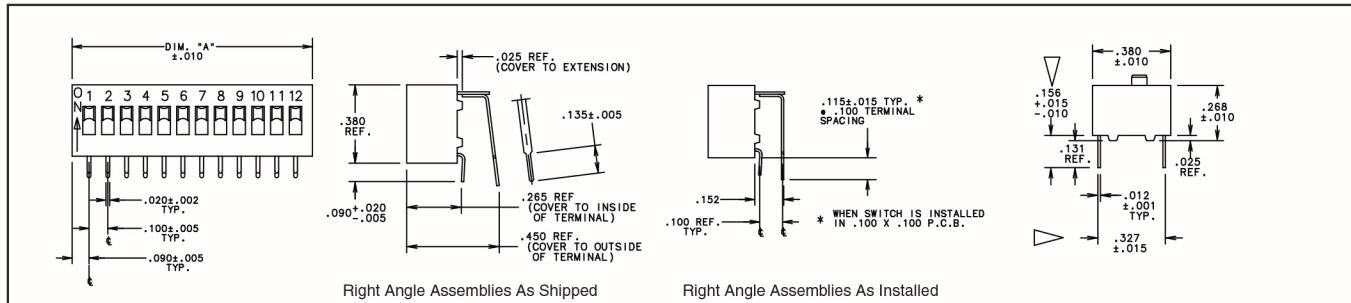
- Easy Access
- SPST Circuitry
- 1-10 and 12 positions available
- Sealed versions available

APPLICATIONS

Telecommunications, computers and peripherals, instruments and controls.



Series 78B DIMENSIONS in inches (and millimeters)



SPECIFICATIONS

Mechanical

Mechanical Life: 2,000 operations per switch.

Operation Temp: -40°C to + 85°C

Storage Temp: -55°C to + 85°C

Vibration Test: Per Method 204, Test Condition B, 1 mS opening (10 mS allowed)

Shock Test: MIL-STD-202F METHOD 213 Test Condition A, 1ms (10 allowed)

Electrical

Electrical Life: 10,000 operations per switch 24VDC, 25mA.

Non-Switching Rating: 100mA, 50VDC.

Switching rating: 150mA, 30VDC; 10mA, 50mVDC

Contact Resistance: 30mΩ max. at initial.

Insulation Resistance: (at 100VDC) 5,000MΩ min.

Dielectric Strength: 750VAC/1 minute.

Capacitance: 2pF max.

Soldering and Cleaning Process

*For the most current soldering & cleaning processing guidelines, reference Grayhill Dip Switch Processing Information, Bulletin 1234

Cleaning tape sealed products:

Passes immersion test using water/detergent. Acceptable solutions include 1-1-1 trichlorethane, freon, (TF, TE, or TMS), isopropyl alcohol, detergent (140°F maximum). Terpene acceptable for Series 90 only. Solutions which are not recommended include acetone, methylenechloride, freon TMC. Pressure wash cleaning processes are not recommended for tape seal switches.

Wave Soldering: Recommended solder temperature: 500°F (260C) max 5 seconds.

Hand Soldering: Use a soldering iron of 30 Watts or less, controlled at 608°F (320°C) approximately 2 seconds while applying solder.

Cleaning: Tape sealed versions withstand cleaning processes.

Materials

Contact Ball: Brass with gold plating over nickel

Terminals: Brass with gold plating over nickel

Nonconductive Parts: Plastic UL94V-0

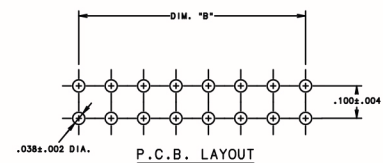
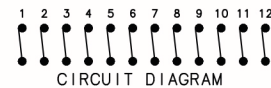
Potting Material: Epoxy

Shorting Member (Ball): Brass, gold-plated over nickel barrier.


Protective Cover: Polycarbonate.

Tape Seal: Polyester film

Tape Seal Integrity: Passes gross leak test using 125°C fluorinert for 20 seconds minimum. Reference MIL-STD-202, Method 112.



ORDERING INFORMATION

	<p>Series 78B, 78F, 78G, 78H, 78J, 78K, 78RB Styles available as right angle</p> <p>Number of Positions 1 through 12 (depending on Series)</p> <p>RoHS compliant</p> <p>Right Angle</p> <p>S= Top Tape Sealed, Blank=Unsealed</p>
---	--

